

Steam Screwings




Thread Screwings (DIN EN 14 423)

- Solid, extreme robust female and male thread screwings made of steel, stainless steel 1.4305 or brass incl. safety clamps made of brass, according to DIN EN 14 423 (former DIN 2826)
- Female thread screwings consisting of two parts, swivelling
- Connecting nut flat sealing with female thread sealing ring Frenzelit Novapress Multi II
- Screws for safety clamps DIN 912 - 12.9 (Dacro 500 A coated)
- Pressure-Temperature Table Saturated Steam (☺ page 413)
- **To be used for saturated steam up to +210°C, or hot water up to +120°C and up to 18 bar working pressure**

Materials

- Connector: Steel zinc-plated and yellow passivated (free of chrome VI)/ Brass MS 58 plain/ Stainless Steel 1.4305
- Safety clamps: Brass MS 58 plain
- Seals: Frenzelit Novapress Multi II
- Screw: Dacro 500 A coated

Max. Working Pressure	Temperature	Thread	Norm	Media	
PN 18 bar	sat.steam +210°C/ hot water +120°C	ISO 228/DIN EN 10226	DIN EN 14 423	sat. steam / hot water	1



Male thread screwings made of steel (zinc-plated and yellow passivated, free of chrome VI) with safty clamp made of brass*

Hose connect.	Thread connect.	L	SW	B	L1	DN	Passage	Weight	Type No.
Hose 13x6	R 1/2 m	95	22	53	16	15	9	447	DAK 12-13 ST
Hose 19x7	R 3/4 m	95	27	68	17	20	14	700	DAK 34-19 ST
Hose 25x7.5	R 1 m	100	36	77	21	25	20	933	DAK 10-25 ST
Hose 38x8	R 1 1/2 m	125	50	101	22	40	33	1940	DAK 15-38 ST
Hose 50x9	R 2 m	140	60	111	26	50	44	2631	DAK 20-50 ST

Male thread screwings made of brass MS 58 with safety clamp made of brass*

Hose connect.	Thread connect.	L	SW	B	L1	DN	Passage	Weight	Type No.
Hose 13x6	R 1/2 m	95	22	53	16	15	9	447	DAK 12-13 MS
Hose 19x7	R 3/4 m	95	27	68	17	20	14	700	DAK 34-19 MS
Hose 25x7.5	R 1 m	100	36	77	21	25	20	940	DAK 10-25 MS
Hose 38x8	R 1 1/2 m	125	50	101	22	40	33	1940	DAK 15-38 MS
Hose 50x9	R 2 m	140	60	111	26	50	44	2631	DAK 20-50 MS

Male thread screwings made of stainless steel 1.4305 with safety clamps made of brass*

Hose connect.	Thread connect.	L	SW	B	L1	DN	Passage	Weight	Type No.
Hose 13x6	R 1/2 m	95	22	53	11	15	9	460	DAK 12-13 SS
Hose 19x7	R 3/4 m	95	27	68	15	20	14	530	DAK 34-19 SS
Hose 25x7.5	R 1 m	100	36	77	16	25	20	670	DAK 10-25 SS

*without sealing ring


Steam Screwings

Thread Screwings (DIN EN 14 423)

Female thread screwings made of steel (zinc-plated and yellow passivated, free of chrome VI) with safety clamp made of brass

Hose connect.	Thread connect.	L	SW	B	L1	DN	Passage	Weight	Type No.
Hose 13x6	G 1/2 f	88	27	53	11	15	9	480	DIK 12-13 ST
Hose 19x7	G 3/4 f	92	32	68	15	20	14	680	DIK 34-19 ST
Hose 25x7.5	G 1 f	93	41	77	16	25	20	1022	DIK 10-25 ST
Hose 38x8	G 1 1/2 f	120	55	101	18	40	33	1930	DIK 15-38 ST
Hose 50x9	G 2 f	131	70	111	19	50	44	2613	DIK 20-50 ST


Attention: Replace female thread sealing ring when screwing is reused!



Female thread screwings made of brass MS 58 with safety clamp made of brass


Hose connect.	Thread connect.	L	SW	B	L1	DN	Passage	Weight	Type No.
Hose 13x6	G 1/2 f	88	27	53	11	15	9	480	DIK 12-13 MS
Hose 19x7	G 3/4 f	92	32	68	15	20	14	680	DIK 34-19 MS
Hose 25x7.5	G 1 f	93	41	77	16	25	20	1022	DIK 10-25 MS
Hose 38x8	G 1 1/2 f	120	55	101	18	40	33	1930	DIK 15-38 MS
Hose 50x9	G 2 f	131	70	111	19	50	44	2613	DIK 20-50 MS

Attention: Replace female thread sealing ring when screwing is reused!



Female thread screwings made of stainless steel 1.4305 with safety clamp made of brass

Hose connect.	Thread connect.	L	SW	B	L1	DN	Passage	Weight	Type No.
Hose 13x6	G 1/2 f	88	27	53	11	15	9	530	DIK 12-13 SS
Hose 19x7	G 3/4 f	92	32	68	15	20	14	700	DIK 34-19 SS
Hose 25x7.5	G 1 f	93	41	77	16	25	20	950	DIK 10-25 SS



Steam Screwings

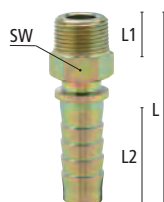
Female and Male Thread Stems for Hose Fittings with Clamp Frame (DIN EN 14 423)

- Massive, very robust female and male thread stems made of steel, stainless steel 1.4305 or brass according to DIN EN 14 423 (former DIN 2826)
- For combination with safety clamps KSM (☺ page 343)
- Pressure-Temperature Table Saturated Steam (☺ page 413)
- To be used for saturated steam up to + 210°C, or hot water up to + 120°C and up to 18 bar working pressure

Materials

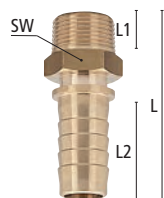
- Thread stems: Steel zinc-plated and yellow passivated (free of chrome VI)/ Brass MS 58 plain/ Stainless Steel 1.4305
- Seals: Frenzelit Novapress Multi II

Max. Working Pressure	Temperature	Thread	Norm	Media
PN 18 bar	sat. steam +210°C/ hot water +120°C	ISO 228/ DIN EN 10226	DIN EN 14423	sat. steam/ hot water



Male thread stems made of steel (zinc-plated and yellow passivated, free of chrome VI)*


Hose connect.	Thread connect.	L	SW	L1	L2	Passage	DN	System	☒	Weight	Type No.
Hose 13x6	R 1/2 m	90	22	16	52	9	15	KSM 12 D	10	110	DA 12-13 ST
Hose 19x7	R 3/4 m	91	27	17	52	14	20	KSM 34 D	10	170	DA 34-19 ST
Hose 25x7.5	R 1 m	95	36	21	52	20	25	KSM 10 D	10	270	DA 10-25 ST
Hose 38x8	R 1 1/2 m	118	50	22	72	33	40	KSM 15 D	5	510	DA 15-38 ST
Hose 50x9	R 2 m	131	60	26	75	44	50	KSM 20 D	1	830	DA 20-50 ST



Male thread stems made of brass MS 58*

Hose connect.	Thread connect.	L	SW	L1	L2	Passage	DN	System	☒	Weight	Type No.
Hose 13x6	R 1/2 m	90	22	16	52	9	15	KSM 12 D	10	120	DA 12-13 MS
Hose 19x7	R 3/4 m	91	27	17	52	14	20	KSM 34 D	10	185	DA 34-19 MS
Hose 25x7.5	R 1 m	95	36	21	52	20	25	KSM 10 D	10	280	DA 10-25 MS
Hose 38x8	R 1 1/2 m	118	50	22	72	33	40	KSM 15 D	5	550	DA 15-38 MS
Hose 50x9	R 2 m	131	60	26	75	44	50	KSM 20 D	1	900	DA 20-50 MS

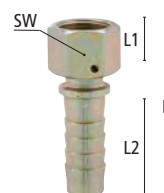
Other dimensions on request



Male thread stems made of stainless steel 1.4305*

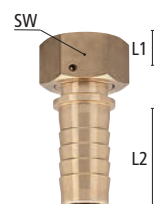
Hose connect.	Thread connect.	L	SW	L1	L2	Passage	DN	System	☒	Weight	Type No.
Hose 13x6	R 1/2 m	90	22	16	52	9	15	KSM 12 D	10	115	DA 12-13 SS
Hose 19x7	R 3/4 m	91	27	17	52	14	20	KSM 34 D	10	175	DA 34-19 SS
Hose 25x7.5	R 1 m	95	36	21	52	20	25	KSM 10 D	10	270	DA 10-25 SS

Other dimensions on request



Female thread stems made of steel (zinc-plated and yellow passivated, free of chrome VI)


Hose connect.	Thread connect.	L	SW	L1	L2	Passage	DN	System	☒	Weight	Type No.
Hose 13x6	G 1/2 f	82.5	27	11	52	9	15	KSM 12 D	10	125	DI 12-13 ST
Hose 19x7	G 3/4 f	86.5	32	15	52	14	20	KSM 34 D	10	180	DI 34-19 ST
Hose 25x7.5	G 1 f	87.5	41	16	52	20	25	KSM 10 D	10	280	DI 10-25 ST
Hose 38x8	G 1 1/2 f	111.5	55	18	72	33	40	KSM 15 D	5	515	DI 15-38 ST
Hose 50x9	G 2 f	119.5	70	19	75	44	50	KSM 20 D	1	810	DI 20-50 ST



Female thread stems made of brass MS 58

Hose connect.	Thread connect.	L	SW	L1	L2	Passage	DN	System	☒	Weight	Type No.
Hose 13x6	G 1/2 f	82.5	27	11	52	9	15	KSM 12 D	10	130	DI 12-13 MS
Hose 19x7	G 3/4 f	86.5	32	15	52	14	20	KSM 34 D	10	200	DI 34-19 MS
Hose 25x7.5	G 1 f	87.5	41	16	52	20	25	KSM 10 D	10	320	DI 10-25 MS
Hose 38x8	G 1 1/2 f	111.5	55	18	72	33	40	KSM 15 D	5	570	DI 15-38 MS
Hose 50x9	G 2 f	119.5	70	19	75	44	50	KSM 20 D	1	890	DI 20-50 MS

Other dimensions on request



Female thread stems made of stainless steel 1.4305

Hose connect.	Thread connect.	L	SW	L1	L2	Passage	DN	System	☒	Weight	Type No.
Hose 13x6	G 1/2 f	82.5	27	11	52	9	15	KSM 12 D	10	155	DI 12-13 SS
Hose 19x7	G 3/4 f	86.5	32	15	52	14	20	KSM 34 D	10	185	DI 34-19 SS
Hose 25x7.5	G 1 f	87.5	41	16	52	20	20	KSM 10 D	10	265	DI 10-25 SS

*without sealing ring

Steam Screwings

Safety Clamps and Sealing Rings, Brass MS 58 (DIN EN 14 423)

- High-quality, robust safety clamps made of brass (DIN EN 14 423/ former DIN 2826)
- Simple, safe and re-usable hose connection for steam screwings
- Packed unassembled incl. screws and nuts



Materials

- Clamp: Brass MS 58 plain
- Screws: Dacro 500 A coated

Max. Working Pressure	Temperature	Norm	
PN 18 bar	Sat. steam +210°C/ Hot water +120°C	DIN EN 14 423	1

Safety clamps made of brass MS 58 (screws DIN 912-12.9 - Dacro 500 A coated)

Hose-o.D./							
Hose connection	Clamping range	L	B	DN	Screw size	Weight	Type No.
Hose 13x6	24-27	65	53	15	M 6x20	336	KSM 12 D
Hose 19x7	32-35	65	68	20	M 8x25	499	KSM 34 D
Hose 25x7.5	39-42	65	77	25	M 8x25	742	KSM 10 D
Hose 38x8	53-56	90	101	40	M 10x40	1430	KSM 15 D
Hose 50x9	64-68	100	111	50	M 10x40	1756	KSM 20 D

Suitable for male and female thread stems DIN EN 14 423 (☺ page 342)



Original sealing rings Frenzelit Novapress Multi II for female threads

System	L	D	D1		Weight	Type No.
G 1/2 f	2	20	13	10	2	DGI 12
G 3/4 f	2	26	18	10	2	DGI 34
G 1 f	2	33	23	10	3	DGI 10
G 1 1/2 f	2	48	38	10	5	DGI 15
G 2 f	2	60	49	10	7	DGI 20

Hose Assembly of Hose Lines according to DIN EN 14 423

1. Push the hose stem (brushed with lubricant if needed) into a square coated hose.
At hoses with marking M the metallic conductor has to be connected with the screwing.
There should be a short distance between safety collar and hose end to take hose material compressed during assembly.
2. Put the clamp halves on the hose using the safety collar and fix everything with two mounting screws (tighten diagonally).
3. Put in the clamp screws and fix diagonally.
4. A small, parallel slit should remain between clamp halves.
5. After putting the hose into operation the screws should be fixed again.

Information about standards:

- DIN 2826 is replaced by DIN EN 14 423.
- The form markings on the parts are adapted accordingly.
- All types are checked using defined test criteria.
- Manufacturer should be certified according to DIN EN ISO 9001:2000.