

Hose Clamps and Hose Clips



For hose assembly of fittings, different assembly methods from strong clamps to light clips can be used subject to application, media, pressure or hose material.


Selection criteria are:

- Safety of the assembly
- Solvability
- Quickness
- Necessary devices (e.g. crimping machine)
- Cleanliness/ risk of injury (e.g. protruding screws)

Advantages:

- High-quality materials
- Robust, reliable and durable
- Easy handling
- Different sizes and versions
- Extremely safe connection due to hose clips with spacers and safety claws
- Can be reused at any time

Hose Clamps - Standard Version



Hose Clamps - US-Version



Double-Ear Hose Clips



Materials	Hose Clamps - Standard Version	Hose Clamps - US-Version	Double-Ear Hose Clips
Clamps:	Malleable iron zinc-plated and yellow passiv./ Stainl. Steel 1.4401	Malleable iron zinc-plated and yellow passivated	Unbreakable special reliable steel zinc-plated & blue chromated
Spacers:	Malleable iron zinc-plated and yellow passiv./ Stainl. Steel 1.4401	-	-
Screws:	Steel zinc-plated/ Stainl. Steel A4-70	Steel zinc-plated	-
Max. Working Pressure:	PN 16/ 25 bar	PN 25 bar	-
Norm:	DIN 20039 A/B	-	-
Page:	253	254	254

Hose Clamps

Standard Version (DIN 20039 A/B)


- Robust clamps made of malleable iron zinc plated and yellow passivated (free of chrome VI) or stainless steel 1.4401
- Robust, easy and secure hose assembly for various fittings and applications

Materials


- Clamps, spacers: Malleable iron zinc-plated and yellow passivated (free of chrome VI)/ Stainless Steel 1.4401
- Screws: Steel zinc-plated/ Stainless Steel A4-70

Max. Working Pressure	Norm
PN 16 / 25 bar	DIN 20039 A/B


Hose Clamps made of malleable iron, two parts with overlapping cast-on-spacers

Hose-o.D./							
Version	Range	L	B	Screw size		Weight	Type No.
Hose i.D. 13	17-22	60	17	M 8x30	10	95	S 22

Hose Clamps DIN 20039 A made of stainless steel 1.4401, two parts with loose spacers


Hose-o.D./							
Version	Range	L	B	Screw size		Weight	Type No.
Hose i.D. 13	18-26	63	18	M 8x30	5	140	SLE 13
Hose i.D. 19	26-33	71	18	M 8x30	5	160	SLE 19
Hose i.D. 25	32-40	81	18	M 10x35	5	210	SLE 25

Hose Clamps DIN 20039 A made of malleable iron, two parts with loose spacers

Hose-o.D./							
Version	Range	L	B	Screw size		Weight	Type No.
Hose i.D. 13	22-29	63	18	M 8x30	10	128	SL 29*
Hose i.D. 19	28-34	71	18	M 8x30	10	134	SL 34*
Hose i.D. 25	32-40	81	18	M 10x35	10	188	SL 40*
Hose i.D. 32	39-49	91	20	M 10x35	10	244	SL 49*
Hose i.D. 38	48-60	108	24	M 10x45	5	297	SL 60*
Hose i.D. 50	56-72	116	25	M 10x50	5	340	SL 72
Hose i.D. 50	60-76	127	25	M 10x50	5	405	SL 76
Hose i.D. 63	77-94	146	30	M 12x55	5	556	SL 94
Hose i.D. 75	89-101	139	25	M 12x110	1	665	SL 400
Hose i.D. 75	94-115	176	35	M 12x65	1	739	SL 115
Hose i.D. 89	113-127	170	27	M 12x110	1	890	SL 525
Hose i.D. 89	115-145	198	38	M 12x80	1	1046	SL 145
Hose i.D. 100	127-140	178	28	M 12x110	1	972	SL 550
Hose i.D. 100	135-155	194	27	M 12x110	1	984	SL 600
Hose i.D. 125	155-175	217	30	M 12x125	1	1130	SL 675
Hose i.D. 150	175-195	244	30	M 12x125	1	1445	SL 769
Hose i.D. 175	210-225	280	35	M 16x150	1	2163	SL 875
Hose i.D. 200	227-250	312	35	M 16x150	1	2610	SL 988

*according to DIN 20039 A

Hose Clamps DIN 20039 B made of malleable iron, two parts with loose spacers and safety claws***

Hose-o.D./							
Version	Range	L	B	Screw size		Weight	Type No.
Hose i.D. 13	22-29	63	18	M 8x30	10	142	SK 29
Hose 19x2		63	18	M 8x30	10	140	SK 29 FL**
Hose i.D. 19	28-32	77	21	M 10x35	10	220	SK 34
Hose 25x2		77	21	M 10x35	10	220	SK 34 FL**
Hose i.D. 25	35-42	90	22	M 10x35	10	272	SK 39
Hose i.D. 28	42-45	98	24	M 10x35	5	340	SK 44
Hose i.D. 35	45-53	108	25	M 10x45	5	380	SK 51
Hose i.D. 42	55-60	119	26	M 10x45	1	416	SK 60
Hose i.D. 50	60-73	132	30	M 12x55	1	637	SK 73
Hose i.D. 75	86-102	160	28	M 12x55	1	860	SK 75

**for flat hose

***PN 25 bar

