

MIKALOR

E Manual or automatic assembly. Available in dimensions ranging from 16-27mm up to 220-240mm.

D The compact housing grips the screw preventing lateral movement during tightening.

C All Mikalor hose clips are marked with the application range, material, the Mikalor logo and the country of manufacture in compliance with DIN 3017. ASFA Pro Worm-Drive Clips are Chrome VI free and comply with RoHs, WEEE, and the most recent EU environmental directives.

F The screw was designed to take a lot of torque and can be tightened using a variety of different. ASFA Pro W1 and W2 have a Phillips screw-drive whereas W3-W4-W5 have the slotted type.

G The exclusive design of the housing keeps the screw in firm contact with the band and means that the ASFA Pro gives great performance.

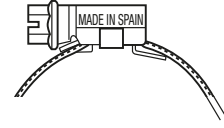
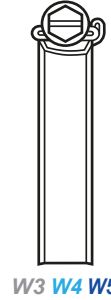
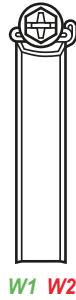
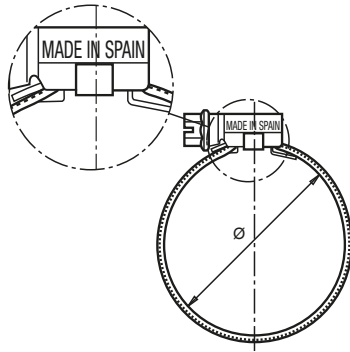
B Inner lip specially designed to guide the band end around the underside of the band. This feature help to avoid leaks and guarantees top performance compared to other clamps and an even distribution of pressure around the band.

H Bevelled band edges to avoid the clip cutting into the hose.

A Cold formed stamped band thread which gives a very good grip due to the fact that the thread is deeper than the thickness of the material used.

I Smooth band underside which avoids damage to the hose.

ASFA PRO



W1 W2

W3 W4 W5

Material specification:

W1
Screw:
 Qst 36-3 Mild steel (DIN 1.0213)
 Silver-white Cr3 Zinc-Plated

W2
Screw:
 Qst 36-3 Mild steel
 (DIN 1.0213)
 Silver-white Cr3 Zinc-Plated

W3
Screw:
 Stainless steel
 (AISI-430)

W4
Screw:
 AISI-304 Cu
 Stainless steel (A2)

W5
Screw:
 AISI-316 Cu
 Stainless steel (A4)

Band and Housing:
 Galvanized steel S/EN 10292
 (DIN 1.0935)

Band and Housing:
 X6Cr17 Stainless steel
 (DIN 1.4016) (AISI-430)

Band and housing:
 Stainless steel X6Cr17
 (DIN 1.4016)
 (AISI-430)

Band and Housing:
 X5CrNi1810
 Stainless steel
 (DIN 1.4301)
 (AISI-304) (A2)

Band and Housing:
 X5CrNiMo 17.12.2
 Stainless steel
 (DIN 1.4401)
 (AISI-316) (A4)

Application Ø		Part n° W1	Part n° W2	Part n° W3	Part n° W4	Part n° W5
mm	inches					
16-27	5/8-1-1/16	03009001	03017017	03016209	03014730	03017720
20-32	25/32-1-1/4	03009002	03017025	03016217	03014510	03017500
25-40	1-1-9/16	03009003	03017033	03016225	03014529	03017519
30-45	1-3/16-1-3/4	03009004	03017009	03016233	03014748	03017738
32-50	1-1/4-1-31/32	03009005	03017041	03016241	03014537	03017527
40-60	1-9/16-2-3/8	03009006	03017050	03016250	03014545	03017535
50-70	1-31/32-2-3/4	03009007	03017068	03016268	03014553	03017543
60-80	2-3/8-3-1/8	03009008	03017076	03016276	03014561	03017551
70-90	2-3/4-3-1/2	03009009	03017084	03016284	03014570	03017560
80-100	3-1/8-3-15/16	03009010	03017092	03016292	03014588	03017578
90-110	3-1/2-4-5/16	03009011	03017105	03016305	03014596	03017586
100-120	3-15/16-4-23/32	03009012	03017113	03016313	03014609	03017594
110-130	4-5/16-5-1/8	03009013	03017121	03016321	03014617	03017607
120-140	4-23/32-5-1/2	03009014	03017130	03016330	03014625	03017615
130-150	5-1/8-5-29/32	03009015	03017148	03016348	03014633	03017623
140-160	5-1/2-6-5/16	03009016	03017156	03016356	03014641	03017631
150-170	5-29/32-6-11/16	03009017	03017164	03016364	03014650	03017640
160-180	6-5/16-7-3/32	03009018	03017172	03016372	03014668	03017658
170-190	6-11/16-7-15/32	03009019	03017180	03016380	03014676	03017666
180-200	7-3/32-7-7/8	03009020	03017199	03016399	03014684	03017674
190-210	7-31/64-8-17/64	03009021	03017201	03016428	03014692	03017682
200-220	7-7/8-8-21/32	03009022	03017210	03016436	03014705	03017690
210-230	8-17/64-9-1/16	03009023	03017228	03016444	03014713	03017703
220-240	8-21/32-9-29/64	03009024	03017236	03016452	03014721	03017711

* The maximum application pressure can vary depending on the type of hose used and the geometry of the coupling.

Patented Worldwide.

